

ET MODULE

Polycrystalline

ET-P660260WB/WW 260W

ET-P660255WB/WW 255W

ET-P660250WB/WW 250W

ET-P660245WB/WW 245W



High conversion efficiency
High module efficiency to guarantee power output.



Self-cleaning glass
Coating glass for self-cleaning, reduce surface dust.



Outstanding low irradiation performance
Excellent module efficiency even in the weak light conditions, such as morning or cloudy.



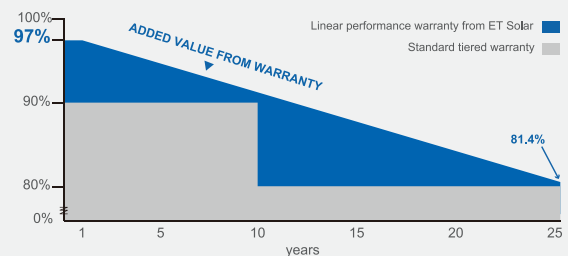
Excellent loading capability
2400Pa wind loads, 5400Pa snow loads.

0 to +5W

0 to +5W positive tolerance
Detailed information in Electrical Specifications.

48

48-hour response service



25

25-year performance warranty

10

10-year warranty on materials and workmanship

IEC 61215 Ed.2
IEC 61730
IEC 61701



Towards Excellence

M/ET-CP-EN-EU2014V1

www.etsolar.com

ELECTRICAL SPECIFICATIONS

Model Type	ET-P660260WB ET-P660260WW	ET-P660255WB ET-P660255WW	ET-P660250WB ET-P660250WW	ET-P660245WB ET-P660245WW
Peak Power (Pmax)	260W	255W	250W	245W
Module Efficiency	15.98%	15.67%	15.37%	15.06%
Maximum Power Voltage (Vmp)	31.48V	30.91V	30.34V	30.14V
Maximum Power Current (Imp)	8.26A	8.25A	8.24A	8.13A
Open Circuit Voltage (Voc)	38.09V	37.54V	37.47V	37.27V
Short Circuit Current (Isc)	8.84A	8.82A	8.76A	8.73A
Power Tolerance	0 to +5W			
Maximum System Voltage	DC 1000V			
Nominal Operating Cell Temperature	45.3±2°C			
Fire Safety	Class C			
Maximum Series Fuse Rating	20A			

MECHANICAL SPECIFICATIONS

Cell Type	156mm x 156mm
Number of Cells	60 cells in series
Weight	18.8 kg (41.45 lbs)
Dimension	1640×992×40mm (64.57×39.06×1.58 inch)
Max Load	5400 Pascals (112 lb/ft ²)
Junction Box	IP67 rated
Connector	MC4 Compatible

TEMPERATURE COEFFICIENT

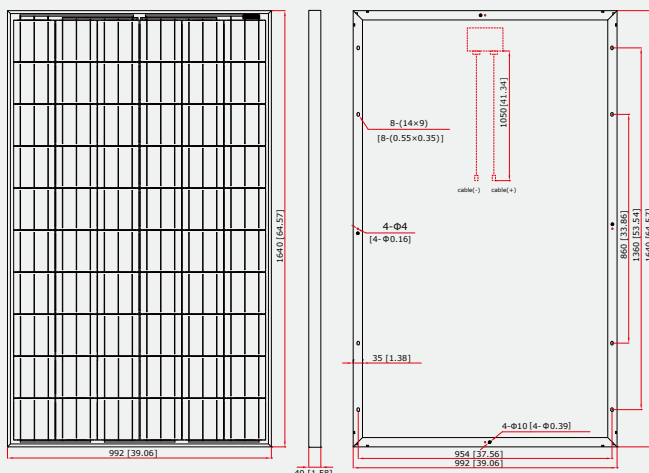
Temp. Coeff. of Isc (TK Isc)	0.04% /°C
Temp. Coeff. of Voc (TK Voc)	-0.34% /°C
Temp. Coeff. of Pmax (TK Pmax)	-0.44% /°C

PACKING MANNER

Container	20' GP	40' GP
Pieces per Pallet	26	26
Pieces per Container	312	728

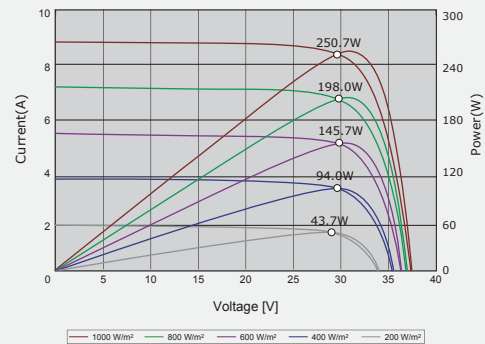
PHYSICAL CHARACTERISTICS

Unit:mm (inch)

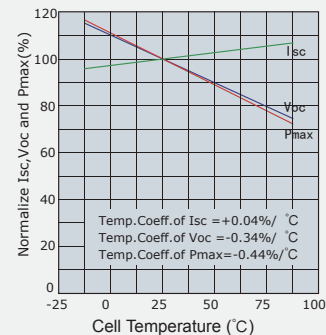


ELECTRICAL CHARACTERISTICS

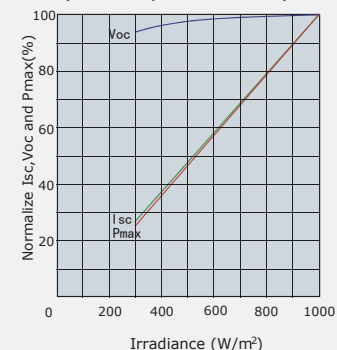
ELECTRICAL CHARACTERISTICS
Current-Voltage & Power-Voltage Curve
(AM1.5, Cell Temperature 25°C)



Temperature Dependence of Isc, Voc and Pmax



Irradiance Dependence of Isc, Voc and Pmax (Cell Temperature: 25°C)



Note: the specifications are obtained under the Standard Test Conditions (STCs): 1000 W/m² solar irradiance, 1.5 Air Mass, and cell temperature of 25°C. The NOCT is obtained under the Test Conditions: 800 W/m², 20°C ambient temperature, 1m/s wind speed, AM 1.5 spectrum.

Please contact support@etsolar.com for technical support. The actual transactions will be subject to the contracts. This parameters is for reference only and it is not a part of the contracts. The specifications are subject to change without prior notice.